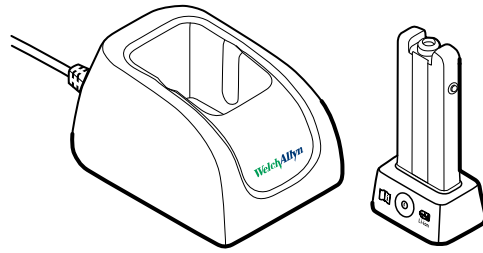


Welch Allyn® KleenSpec 800 Series Cordless Illumination System



Directions for use

WelchAllyn®


Advancing Frontline Care™

© 2018 Welch Allyn. All rights are reserved. To support the intended use of the product described in this publication, the purchaser of the product is permitted to copy this publication, for internal distribution only, from the media provided by Welch Allyn. No other use, reproduction, or distribution of this publication, or any part of it, is permitted without written permission from Welch Allyn. Welch Allyn assumes no responsibility for any injury to anyone, or for any illegal or improper use of the product, that may result from failure to use this product in accordance with the instructions, cautions, warnings, or statement of intended use published in this manual.

For patent information, please visit www.welchallyn.com/patents.

For information about any Welch Allyn product, contact your local Welch Allyn representative: www.welchallyn.com/about/company/locations.htm.


DIR 80021345 Ver. C
Revised 2018-07

This manual applies to  901070 VAGINAL SPECULUM LIGHTING SYSTEM.



Welch Allyn, Inc.
4341 State Street Road
Skaneateles Falls, NY 13153 USA

www.welchallyn.com



Regulatory Affairs Representative
Welch Allyn Limited
Navan Business Park
Dublin Road
Navan, County Meath
Republic of Ireland

WelchAllyn[®]

Advancing Frontline Care[™]

Contents

Introduction	1
Intended use	1
Contraindications	1
Symbols	1
Warnings and cautions	3
Use and maintain the illuminator	5
Charge the illuminator	5
Use the illuminator for a pelvic examination	6
Clean and disinfect	6
Inspect the system	7
Appendices	9
Appendix A: Specifications	9
Appendix B: Accessories	11
Appendix C: EMC guidance and manufacturer's declarations	12
Appendix D: Limited warranty	18

Introduction

Intended use

When used with the KleenSpec® Disposable Vaginal Speculum (vaginal speculum), Welch Allyn®KleenSpec 800 Series Cordless Illumination System (the illuminator) provides illumination during pelvic examinations and other gynecological procedures, such as pap smears, dilation and curettage (D&C) biopsy, and electrosurgery.







Contraindications

















The illuminator (either by itself or in conjunction with a KleenSpec® vaginal speculum) is not intended to be used for eye examinations.

The illuminator (either by itself or in conjunction with a KleenSpec vaginal speculum) is not intended to be used for diagnosis.

Symbols

The symbols illustrated on the following pages may appear in this Directions for use or on the 800 Series Cordless Illuminator (illuminator) or charging station.

Symbol	Description	Symbol	Description
	WARNING The warning statements in this manual identify conditions or practices that could lead to illness, injury, or death. In a black and white document, this symbol appears with a grey background.		Keep dry
	CAUTION The caution statements in this manual identify conditions or practices that could result in damage to the equipment or other property, or loss of data.		Non-ionizing electromagnetic radiation
	Global Trade Item Number		Consult Directions for use

Symbol	Description	Symbol	Description
	For use by or on the order of a licensed medical professional		This way up
	Manufacturer		Fragile
	Separate collection of Electrical and Electronic Equipment. Do not dispose as unsorted municipal waste.		Temperature limit
	Reorder number		Humidity limitation
	Product Identifier		Recyclable
	Authorized Representative in the European Community		Meets essential requirements of the European Medical Device Directive 93/42/EC
	Lot code	 Li-ion	Rechargeable battery
	Approved for use in Japan		Type BF applied part when used with the KleenSpec Disposal Vaginal Speculum

Warnings and cautions



WARNING Patient injury risk. No modifications to the illuminator is allowed. Modification of the illuminator could be hazardous to patients and personnel.



WARNING Patient injury risk. This device comes with a power supply and/or power cord that is intended for use only with this device. The power supply or power cord have not been tested and approved for use with other devices that may have the same power connectors. If you cannot locate the original power supply and/or power cord, contact Welch Allyn Technical Support: www.welchallyn.com/about/company/locations.htm to obtain replacement parts.



WARNING Patient injury risk. KleenSpec Cordless Illumination System is not suitable for use in the presence of a flammable anesthetic mixture with air, oxygen, or nitrous oxide. An explosion may result.



CAUTION Disconnect the AC power cord from the charger to the mains outlet to remove power to the device.



CAUTION The charging station and power cord are not protected from the ingress of liquid.

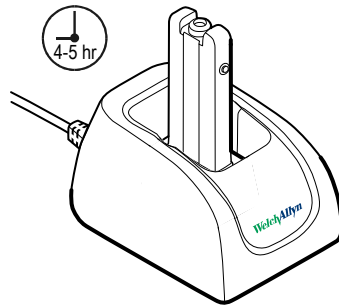


CAUTION Do not position any part of the illumination system in any way that makes it difficult to disconnect AC power from the device. To remove all AC power from the illumination system, unplug the external power supply from the mains outlet.

Use and maintain the illuminator

Charge the illuminator

Charge the illuminator before using it the first time.



1. Connect the charging base to AC power.
2. Place the illuminator (either direction) into the charging station.
3. Remove the charged illuminator when you are ready to use it.

Full charging takes 4 to 5 hours.

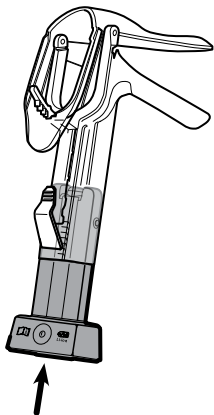
Note It is safe to leave the illuminator in the charging station after it is charged.

The charging base has the following status indicators.

Status	Description
Off	No AC power
Green	AC power / Full charge
Amber	Illuminator inserted into charging base and is charging

Use the illuminator for a pelvic examination

1. Fully insert the illuminator into a KleenSpec Disposable Vaginal Speculum (in either direction).
2. Press the power button on the illuminator.



3. Complete the examination.
4. When the examination is completed, remove the speculum and press the power button to turn off the illuminator.
5. Remove the illuminator from the speculum.

Clean and disinfect

The following are approved wipes for cleaning and disinfecting.

- CaviWipes®
- Super Sani-Cloth®
- 70% isopropyl alcohol

Clean and disinfect the illuminator

Following are directions for cleaning and intermediate disinfecting of the illuminator.

1. Clean the illuminator.
 - a. Following the wipe manufacturer's instructions, wipe the entire illuminator to remove any visible debris.
 - b. Discard used wipe appropriately.
2. Disinfect the illuminator (intermediate level).
 - a. Follow wipe label instructions for appropriate contact times.
 - b. Discard used wipe appropriately.

Clean the charging base

1. Unplug the power cord.
2. Use an approved wipe to remove visible debris.
3. Discard used wipe appropriately.

Inspect the system

1. Examine all components of the cordless illumination system regularly. Components include the illuminator and charging base.
2. If any component is worn or damaged, replace it with a Welch Allyn-approved part. For ordering information, contact your local Welch Allyn representative:
www.welchallyn.com/about/company/locations.htm

Appendices

Appendix A: Specifications

Charging station power supply classification: US, Canada, & International; Class I and internally powered

Characteristic	Specification
Input	100-240v / 50-60Hz 160-80 mA
Output	5v DC 1400 mA
Category	Not AP/APG Equipment

Physical specifications

Characteristic	Specification
Illuminator	1.96 W x 1.37 D x 3.74 H in; 50 W x 35 D X 95 H mm
Charger	3.14 x 4.33 x 2.55-4.60 in; 80 W x 110 D X 65-117 H mm
Power supply	1.24 W x 2.16 L x 1.61 D in; 31.5 W x 55 L x 41 D mm
LED radiation output	<6.67mW at 400-750 wavelengths
Battery cell	Capacity 400mAh Voltage 3.7 V Chemistry Li-Ion Polymer Rechargeable Li-Ion Polymer Battery Charge time 4 hours On-Time use 80 minutes

Environment (temperature and humidity)

Characteristic	Specification
Operating	+10°C (50°F) and +35°C (95°F) 700 hPa - 1060 hPa 30% - 75% non-condensing
Transport/Storage	-20°C (-4°F) and +49°C (120°F) 500 hPa - 1060 hPa 15% - 95% non-condensing

Operation

When used with the vaginal speculum, the cordless illuminator provides illumination during pelvic examinations and other gynecological procedures, such as pap smears, dilation and curettage (D&C), biopsy, and electrosurgery.

Safety, EMC and regulatory compliance

UL 60601-1 Medical Electrical Equipment, Part 1: General Requirements for Safety

CAN/CSA C22.2 No. 601.1-M90 Medical Electrical Equipment, Part 1: General Requirements for Safety

IEC 60601-1 Medical Electrical Equipment, Part 1: General Requirements for Safety, and associated CB Scheme Report and Certificate.


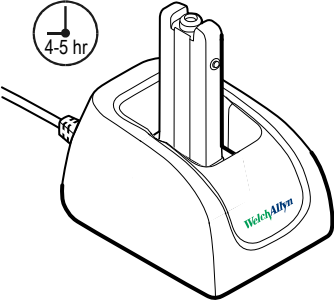
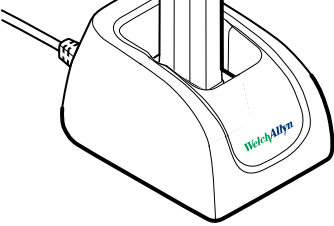
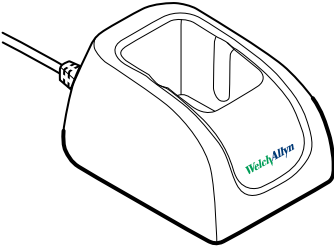
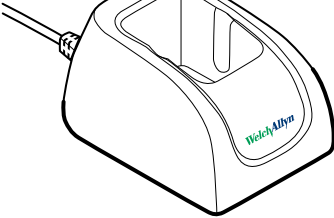
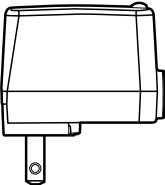
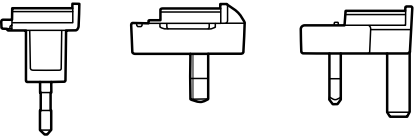
EN 60601-1 Medical Electrical Equipment, Part 1: General Requirements for Safety

EN 60601-1-2 Medical Electrical Equipment, Part 1-2: General Requirements for Safety – Collateral Standard: Electromagnetic Compatibility – Requirements and Tests

CISPR 11/EN 55011/AS_NZS CISPR 11, RF Emissions

CISPR 11, Conducted Emissions

Appendix B: Accessories

Part number	Description	Illustration
80000	KleenSpec Vaginal Speculum Cordless Illuminator	
80010	KleenSpec Vaginal Speculum Cordless Illuminator with Charging Station/Domestic	
80015	KleenSpec Vaginal Speculum Cordless Illuminator with Charging Station/International	
74010	KleenSpec Charging Station/Domestic	
74015	KleenSpec Charging Station/International	
FW8002MUSB/05	Power Supply	
Note	Available only with the 74010, 74015, 80010, and 80015 Charging Stations	
1899414	International Power Supply Adaptor Kit	
Note	Available only with the 74015 and 80015 Charging Stations.	
Note	USB Cable is not sold separately.	

Appendix C: EMC guidance and manufacturer's declarations

EMC compliance

Special precautions concerning electromagnetic compatibility (EMC) must be taken for all medical electrical equipment. This device complies with IEC 60601-1-2:2014/EN 60601-2-1:2015.

- All medical electrical equipment must be installed and put into service in accordance with the EMC information provided in this *Directions for use*.
- Portable and mobile RF communications equipment can affect the behavior of medical electrical equipment.

The device complies with all applicable and required standards for electromagnetic interference.

- It does not normally affect nearby equipment and devices.
- It is not normally affected by nearby equipment and devices.
- It is not safe to operate the device in the presence of high-frequency surgical equipment.
- However, it is good practice to avoid using the device in extremely close proximity to other equipment.



WARNING The use of the 800 Series adjacent to or stacked with other equipment or medical electrical systems should be avoided because it could result in improper operation. If such use is necessary, the 800 Series and other equipment should be observed to verify that they are operating normally.



WARNING Use only Accessories recommended by Welch Allyn for use with the 800 Series. Accessories not recommended by Welch Allyn may affect the EMC emissions or immunity.



WARNING Maintain minimum separation distance between the 800 Series and portable RF communication equipment. Performance of the 800 Series may be degraded if proper distance is not maintained.


Emissions and immunity information

Electromagnetic emissions

The Welch Allyn KleenSpec 800 Series is intended for use in the electromagnetic environment specified below. The customer or user of the 800 Series should assure that it is used in such an environment.

Emissions test	Compliance	Electromagnetic environment - guidance
RF emissions CISPR 11	Group 1	The 800 Series uses RF energy only for its internal function. Therefore, its RF emissions are very low and are not likely to cause any interference in nearby electronic equipment.

Electromagnetic emissions

RF emissions CISPR 11	Class B	<p>The 800 Series is suitable for use in all establishments, including domestic establishments and those directly connected to the public low voltage power supply network that supplies buildings used for domestic purposes.</p> <p> WARNING This equipment/system is intended for use by healthcare professionals only. This equipment/ system may cause radio interference or may disrupt the operation of nearby equipment^a. It may be necessary to take mitigation measures, such as re-orienting or relocating the 800 Series or shielding the location.</p>
Harmonic emissions IEC 61000-3-2	Class A	
Voltage fluctuations/ flicker emissions IEC 61000-3-3	Complies	

^a The 800 Series contains a 5-GHz orthogonal frequency-division multiplexing transmitter or a 2.4-GHz frequency hopping spread-spectrum transmitter for the purpose of wireless communication. The radio is operated according to the requirements of various agencies, including FCC 47 CFR 15.247 and Radio Equipment Directive 2014/53/EU. The transmitter is excluded from the EMC requirements of 60601-1-2, but should be considered when addressing possible interference issues between this and other devices.

Electromagnetic immunity

The 800 Series is intended for use in the electromagnetic environment specified below. The customer or the user of the 800 Series should assure that it is used in such an environment.

Immunity test	IEC 60601 test level	Compliance level	Electromagnetic environment - guidance
Electrostatic discharge (ESD) IEC 61000-4-2	±8 kV contact ±15 kV air	±8 kV ±15 kV	Floors should be wood, concrete or ceramic tile. If floors are covered with synthetic material, the relative humidity should be at least 30%.
Electrical fast transient/burst IEC 61000-4-4	±2 kV for power supply lines ±1 kV for input/output lines	±2 kV ±1 kV	Mains power quality should be that of a typical commercial or hospital environment.
Surge IEC 61000-4-5	±0.5 kV, ±1 kV Line- to -line ±0.5 kV, ±1 kV, ±2 kV Line-to-ground	±1 kV ±2 kV	Mains power quality should be that of a typical commercial or hospital environment.
Voltage dips, short interruptions and voltage variations on power supply input lines IEC 61000-4-11	0 % U _T ; 0.5 cycle At 0°, 45°, 90°, 135°, 180°, 225°, 270° and 315° 0 % U _T ; 1 cycle	0 % U _T ; 0.5 cycle 0 % U _T ; 1 cycle	Mains power quality should be that of a typical commercial or hospital environment. If the user of the 800 Series requires continued operation during power mains interruptions, it is recommended that the 800 Series be powered from an uninterruptible power supply or a battery.

Electromagnetic immunity

70 % U_T ; 25/30 cycles 70 % U_T ; 25/30 cycles
Single phase: at 0°

0 % U_T ; 250/300 cycle 0 % U_T ; 250/300 cycle

Power frequency (50/
60 Hz) magnetic field
IEC 61000-4-8

30 A/m

30 A/m

Power frequency magnetic fields should be at
levels characteristic of a typical location in a
typical commercial or hospital environment.

Note: U_T is the a.c. mains voltage prior to application of the test level.

Electromagnetic immunity

The 800 Series is intended for use in the electromagnetic environment specified below. The customer or the user of the 800 Series should assure that it is used in such an environment.

Immunity test	IEC 60601 test level	Compliance level	Electromagnetic environment - guidance
			Portable and mobile RF communications equipment should be used no closer to any part of the 800 Series, including cables, than the recommended separation distance calculated from the equation applicable to the frequency of the transmitter.
Recommended separation distance			
Conducted RF IEC 61000-4-6	3 Vrms 150 kHz to 80 MHz	3 Vrms	$d = [\frac{3.5}{V_1}] \sqrt{P}$
	6Vrms in ISM and amateur radio bands between 150 kHz and 80 MHz.	6Vrms .	$d = [\frac{12}{V_2}] \sqrt{P}$
Radiated RF IEC 61000-4-3	10 V/M, 80 MHz to 2.7 GHz	10 V/M	$d = [\frac{23}{E_1}] \sqrt{P}$ 800 MHz to 2.7 GHz
			$d = [\frac{12}{E_1}] \sqrt{P}$ 80 MHz to 800 MHz

where *P* is the maximum output power rating of the transmitter in watts (W) and *d* is the recommended separation distance in meters (m). Field strengths from fixed RF transmitters, as determined by an electromagnetic site survey^a, should be less than the compliance level in each frequency range^b. Interference may occur in the vicinity of equipment marked with the following symbol:



Note1: At 80 MHz and 800 MHz, the higher frequency range applies.

Note 2: These guidelines may not apply in all situations. Electromagnetic propagation is affected by absorption and reflection from structures, objects, and people.

^aField strengths from fixed transmitters, such as base stations for radio (cellular/cordless) telephones and land mobile radios, amateur radio, AM and FM radio broadcast, and TV broadcast cannot be predicted theoretically with accuracy. To assess the electromagnetic environment due to fixed RF transmitters, an electromagnetic site survey should be considered. If the measured field strength in the location in which the 800 Series is used exceeds the applicable RF compliance level above, the 800 Series should be observed to verify normal operation. If abnormal performance is observed, additional measures may be necessary, such as reorienting or relocating the 800 Series.

^bOver the frequency range 150 kHz to 80 MHz, field strengths should be less than 3 V/m.

Recommended separation distances between portable and mobile RF communications equipment and the 800 Series

The 800 Series is intended for use in an electromagnetic environment in which radiated RF disturbances are controlled. The customer or user of the 800 Series can help prevent electromagnetic interference by maintaining a minimum distance between portable and mobile RF communications equipment (transmitters) and the 800 Series as recommended below, according to the maximum output power of the communications equipment.

Separation distance according to frequency of transmitter (m)				
Rated max. output power of transmitter (W)	150 kHz to 80 MHz outside ISM bands $d = \left[\frac{3.5}{V_1}\right]\sqrt{P}$	150 kHz to 80 MHz in ISM bands $d = \left[\frac{12}{V_2}\right]\sqrt{P}$	80 MHz to 800 MHz $d = \left[\frac{12}{E_1}\right]\sqrt{P}$	800 MHz to 2.7 GHz $d = \left[\frac{23}{E_1}\right]\sqrt{P}$
0.01	0.12	0.20	0.12	0.23
0.1	0.37	0.63	0.38	0.73
1	1.17	2.00	1.20	2.30
10	3.69	6.32	3.79	7.27
100	11.67	20.00	12.00	23.00

For transmitters rated at a maximum output power not listed above, the recommended separation distance d in meters (m) can be estimated using the equation applicable to the frequency of the transmitter, where P is the maximum output power rating of the transmitter in watts (W) according to the transmitter manufacturer.

Note 1: At 80 MHz and 800 MHz, the separation distance for the higher frequency range applies.

Note 2: These guidelines may not apply in all situations. Electromagnetic propagation is affected by absorption and reflection from structures, objects, and people.

Test specifications for enclosure port immunity to RF wireless communications equipment

Test frequency (MHz)	Band ^a (MHz)	Service ^a	Modulation ^b	Maximum power (W)	Distance (m)	Immunity test level (V/m)
385	380 - 390	TETRA 400	Pulse modulation ^b 18 Hz	1.8	0.3	27
450	430 - 470	GMRS 460, FRS 460	FM ± 5 kHz deviation 1 kHz sine	2	0.3	28
710	704 - 787	LTE band 13, 17	Pulse modulation ^b 217 Hz	0.2	0.3	9
745						
780						
810	800 - 960	GSM 800/900, TETRA 800,	Pulse modulation ^b 18 Hz	2	0.3	28
870						

Test specifications for enclosure port immunity to RF wireless communications equipment

930		iDEN 820, CDMA 850, LTE Band 5				
1720	1700 - 1990	GSM 1800; CDMA 1900; GSM 1900; DECT; LTE Band 1, 3, 4, 25; UMTS	Pulse modulation ^b 2 217 Hz	0.3	28	
1845						
1970						
2450	2400 - 2570	Bluetooth, WLAN, 802.11 b/g/n, RFID 2450, LTE Band 7	Pulse modulation ^b 2 217 Hz	0.3	28	
5240	5100 - 5800	WLAN 802.11 a/n	Pulse modulation ^b 0.2 217 Hz	0.3	9	
5500						
5785						

^a For some services, only the uplink frequencies are included.

^b The carrier shall be modulated using a 50 percent duty cycle square wave signal.

^c As an alternative to FM modulation, 50 percent pulse modulation at 18 Hz may be used because while it does not represent actual modulation, it would be worst case.

Appendix D: Limited warranty

Welch Allyn warrants the product to be free of defects in material and workmanship and to perform in accordance with manufacturer's specifications for the period of one year from the date of purchase from Welch Allyn or its authorized distributors or agents.

The warranty period shall start on the date of purchase. The date of purchase is: 1) the invoiced ship date if the device was purchased directly from Welch Allyn, 2) the date specified during product registration, 3) the date of purchase of the product from a Welch Allyn authorized distributor as documented from a receipt from said distributor.

This warranty does not cover damage caused by: 1) handling during shipping, 2) use or maintenance contrary to labeled instructions, 3) alteration or repair by anyone not authorized by Welch Allyn, and 4) accidents.

The product warranty is also subject to the following terms and limitations: Accessories are not covered by the warranty. Refer to the directions for use provided with individual accessories for warranty information.

Shipping cost to return a device to a Welch Allyn Service center is not included.

A service notification number must be obtained from Welch Allyn prior to returning any products or accessories to Welch Allyn's designated service centers for repair. To obtain a service notification number, contact Welch Allyn Technical Support at www.welchallyn.com/about/company/locations.htm.

THIS WARRANTY IS IN LIEU OF ALL OTHER WARRANTIES, EXPRESS OR IMPLIED, INCLUDING BUT NOT LIMITED TO THE IMPLIED WARRANTIES OF MERCHANTABILITY AND FITNESS FOR A PARTICULAR PURPOSE. WELCH ALLYN'S OBLIGATION UNDER THIS WARRANTY IS LIMITED TO REPAIR OR REPLACEMENT OF PRODUCTS CONTAINING A DEFECT. WELCH ALLYN IS NOT RESPONSIBLE FOR ANY INDIRECT OR CONSEQUENTIAL DAMAGES RESULTING FROM A PRODUCT DEFECT COVERED BY THE WARRANTY.

